



वेबसाईट: www.sameti.org

E-Mail: nfmjhbarkhand@gmail.com

राष्ट्रीय खाद्य सुरक्षा मिशन, झारखण्ड, राँची
कृषि भवन, द्वितीय तल्ला, कमरा नं0-217, काँके रोड, राँची 834008

पत्रांक :151.....

राँची, दिनांक : 24.07.2023

प्रेषक,

विकास कुमार

राज्य मिशन निदेशक

राष्ट्रीय खाद्य सुरक्षा मिशन, झारखण्ड

सेवा में,

जिला कृषि पदाधिकारी/ परियोजना निदेशक (आत्मा)

सभी संबंधित NFSM जिले, झारखण्ड

विषय: राष्ट्रीय खाद्य सुरक्षा मिशन योजनान्तर्गत वित्तीय वर्ष 2023-24 के लिए स्वीकृत वार्षिक कार्य योजना के प्रेषण के संबंध में।

महाशय,

उपर्युक्त विषय के आलोक में कहना है कि राष्ट्रीय खाद्य सुरक्षा मिशन-धान, दलहन, मोटे अनाज, न्यूट्री सीरियल एवं तेलहन योजनान्तर्गत वित्तीय वर्ष 2023-24 के लिए स्वीकृत जिलावार वार्षिक कार्य योजना इस पत्र के साथ संलग्न कर भेजी जा रही है।

अनुलग्नक - यथोक्त।

विश्वासभाजन

राज्य मिशन निदेशक

रा0 खा0 सु0 मि0, झारखण्ड

ज्ञापांक151.....

दिनांक24.07.2023.....

प्रतिलिपि: उपायुक्त-सह- अध्यक्ष (आत्मा) सभी संबंधित जिलों को सूचनार्थ एवं आवश्यक कार्रवाई हेतु प्रेषित।

राज्य मिशन निदेशक

रा0 खा0 सु0 मि0, झारखण्ड

दिनांक24.07.2023.....

ज्ञापांक151.....

प्रतिलिपि: कृषि निदेशक, झारखण्ड राँची की सेवा में सादर सूचनार्थ समर्पित।

राज्य मिशन निदेशक

रा0 खा0 सु0 मि0, झारखण्ड

झापांक 151

दिनांक 24.07.2023

प्रतिलिपि: सचिव, कृषि, पशुपालन एवं सहकारिता विभाग, झारखण्ड राँची की सेवा में सादर सूचनार्थ
समर्पित।

राज्य मिशन निदेशक

रा० खा० सु० मि०, झारखण्ड

National Food Security Mission -Pulses Annual Action Plan: 2023-24

(Rs. in lakh)

Sl No.	Interventions	Approved rate of assistance	Unit	E. Singhbhum					
				Approved Target					
				Centre Share		State Share		Total	
				Phy	Fin	Phy	Fin	Phy	Fin
1	Demonstration on Improved Technologies :								
	(a) Cluster Demonstrations (of 100 ha each)								
	(i) Arhar	Rs. 9000/- per ha	Ha.	21	1.89	14	1.26	35	3.15
	(ii) Gram	Rs. 9000/- per ha	Ha.	21	1.89	14	1.26	35	3.15
	(iii) Urad bean	Rs. 9000/- per ha	Ha.	15	1.35	10	0.90	25	2.25
	(iv) Moong	Rs. 9000/- per ha	Ha.	12	1.08	8	0.72	20	1.80
	(v) Lentil	Rs. 9000/- per ha	Ha.	12	1.08	8	0.72	20	1.80
	(vi) Any other	Rs. 9000/- per ha	Ha.						
	Sub Total (a)		Ha.	81	7.29	54	4.86	135	12.15
	(b) Cropping Sequence based								
	(i) Rice-Chickpea	Rs. 15000/- per ha	Ha.	15	2.25	10	1.50	25	3.75
	(ii) Rice-lentil	Rs. 15000/- per ha	Ha.	12	1.80	8	1.20	20	3.00
	(iii) Rice-summer moong	Rs. 15000/- per ha	Ha.	6	0.90	4	0.60	10	1.50
	(iv) Urad bean-Chickpea	Rs. 15000/- per ha	Ha.	6	0.90	4	0.60	10	1.50
	(v) Urad bean-lentil	Rs. 15000/- per ha	Ha.	6	0.90	4	0.60	10	1.50
	Sub Total b (i) to (v)			45	6.75	30	4.50	75	11.25
	(c) Demonstration on Intercropping								
	(i) Arhar + Maize	Rs. 9000/- per ha	Ha.	12	1.08	8	0.72	20	1.80
	(ii) Arhar + Jowar	Rs. 9000/- per ha	Ha.	3	0.27	2	0.18	5	0.45
	(iii) Arhar + uradbean	Rs. 9000/- per ha	Ha.	4	0.38	3	0.25	7	0.63
	Sub Total C			19	1.73	13	1.15	32	2.88
	Total 1 (a) and 1 (c)			145	15.77	97	10.51	242	26.28
2	Assistance for Distribution & Production of Seeds								
(a)	Distribution of Certified Seeds (for varieties less than 10 years of age)								
	(i) Arhar	Rs 5000/-per Qtl or 50% of cost whichever is less	Qtls.	27	1.35	18	0.90	45	2.25
	(ii) Moong	Rs 5000/-per Qtl or 50% of cost whichever is less	Qtls.	18	0.90	12	0.60	30	1.50
	(iii) Urad bean	Rs 5000/-per Qtl or 50% of cost whichever is less	Qtls.	18	0.90	12	0.60	30	1.50
	(iv) Gram	Rs 5000/-per Qtl or 50% of cost whichever is less	Qtls.	27	1.35	18	0.90	45	2.25
	(v) Lentil	Rs 5000/-per Qtl or 50% of cost whichever is less	Qtls.	24	1.20	16	0.80	40	2.00
	(vi) Any other								
	Sub Total			114	5.70	76	3.80	190	9.50
(b)	Distribution of Seeds (for varieties more than 10 years of age) Limited to 20 percent of total seed distribution target								
	(i) Arhar	Rs 2500/-per Qtl or 50% of cost whichever is less	Qtls.	12	0.30	8	0.20	20	0.50
	(ii) Moong	Rs 2500/-per Qtl or 50% of cost whichever is less	Qtls.	9	0.23	6	0.15	15	0.38
	(iii) Urad bean	Rs 2500/-per Qtl or 50% of cost whichever is less	Qtls.	9	0.23	6	0.15	15	0.38
	(iv) Gram	Rs 2500/-per Qtl or 50% of cost whichever is less	Qtls.	15	0.38	10	0.25	25	0.63
	(v) Lentil	Rs 2500/-per Qtl or 50% of cost whichever is less	Qtls.	9	0.23	6	0.15	15	0.38
	(vi) Any other								
	Sub Total			54	1.35	36	0.90	90	2.25
	Total for seed distribution 2(a) & 2(b)			168	7.05	112	4.70	280	11.75

(Handwritten signature)

National Food Security Mission -Pulses Annual Action Plan: 2023-24

(Rs. in lakh)



3(c)	Production of HYVs seeds (for varieties less than 10 years of age)								
	(i) Arhar	Rs 5000/-per Qtl or 50% of cost whichever is less	Qtls.	30	1.50	20	1.00	50	2.50
	(ii) Gram	Rs 5000/-per Qtl or 50% of cost whichever is less	Qtls.	33	1.65	22	1.10	55	2.75
	(iii) Urad bean	Rs 5000/-per Qtl or 50% of cost whichever is less	Qtls.	30	1.50	20	1.00	50	2.50
	(iv) Moong	Rs 5000/-per Qtl or 50% of cost whichever is less	Qtls.	24	1.20	16	0.80	40	2.00
	(v) Lentil	Rs 5000/-per Qtl or 50% of cost whichever is less	Qtls.	24	1.20	16	0.80	40	2.00
	(vi) Any other								
	Sub Total			141	7.05	94	4.70	235	11.75
Total for seed Item 2				309	14.10	206	9.40	515	23.50
3(a)	Integrtated Nutrient Management								
	(a) Micro- nutrients	Rs. 500/- per ha or 50% of cost whichever is less	Ha.	267	1.34	178	0.89	445.00	2.23
	(b) Gypsum/80% WG Sulphur	Rs. 750/- per ha or 50% of cost whichever is less	Ha.	195	1.46	130	0.98	325	2.44
	(c) Lime	Rs. 1000/- per ha or 50% of cost whichever is less	Ha.	180	1.80	120	1.20	300	3.00
	(d) Bio Fertilizers	Rs. 300/- per ha or 50% of cost whichever is less	Ha.	126	0.38	84	0.25	210	0.63
Sub Total INM 3 (a) to (d)				768	4.98	512	3.32	1280	8.29
3(b)	Integrated Pest Management (IPM)								
	(a) Distribution of PP Chemicals	Rs. 500/- per ha or 50% of cost whichever is less	Ha.	159	0.80	106	0.53	265.00	1.3250
	(b) Weedicides	Rs. 500/- per ha or 50% of cost whichever is less	Ha.	141	0.71	94	0.47	235	1.18
Sub Total IPM 3 (a) to (b)				300	1.50	200	1.00	500	2.50
Total Soil & Plant Protection Mgmt.				1068	6.48	712	4.32	1780	10.79
4	Farm Implements & equipments								
(a)	(i) Power Knap Sack Sprayer (for SC/ST, small & marginal, women farmers & NE States) (8-12 Litres)	50% or Rs. 3100/-	Nos.	18	0.56	12	0.37	30	0.93
	Power Knap Sack Sprayer (for other farmers) (8-12 Litres)	40% or Rs.2500/-	Nos.	27	0.68	18	0.45	45	1.13
	(ii) Manual Sprayer (for SC/ST, small & marginal, women farmers & NE States)	50% or Rs.750/-	Nos.	63	0.47	42	0.32	105	0.79
	Manual Sprayer (for other farmers)	40% or Rs.600/-	Nos.	96	0.58	64	0.38	160.00	0.96
	(iii) Rotavator (for SC/ST, small & marginal, women farmers & NE States) (tractor driven above 35 BHP)-5 feet	50% or Rs. 42000/-	Nos.	1	0.50	1	0.34	2	0.84
	Rotavator for other farmers (tractor driven above 35BHP)-5 Feet	40% or Rs. 34000/-	Nos.	3	1.02	2	0.68	5	1.70
	(iv) Multi Crop Thresher for SC/ST, small & marginal, women farmers & NE States-Tractor driven above 35 BHP upto 4 tonne/hr capacity	50% or Rs. 1,00000/-	Nos.	1	0.60	0	0.40	1	1.00
	Multi Crop Thresher for other farmers Tractor driven above 35 BHP upto 4 tonne/hr capacity	40% or Rs. 80000/-	Nos.	1	0.48	0	0.32	1	0.80
	(v) Chisel Plough below 20 BHP Tractor driven for SC/ST, small & marginal, women farmers & NE States	50% or Rs. 10000/-	Nos.	1	0.06	0	0.04	1	0.10

AA

National Food Security Mission -Pulses Annual Action Plan: 2023-24

(Rs. in lakh)

	Chisel Plough below 20 BHP Tractor driven for other farmers	40% or Rs. 8000/-	Nos.	0	0.00	0	0.00	0	0.00
	(vi) Ridge Furrow Planter below 20 BHP Tractor driven for SC/ST, small & marginal, women farmers & NE States	50% or Rs. 30000/-	Nos.	1	0.18	0	0.12	1	0.30
	Ridge Furrow Planter below 20 BHP Tractor driven for other farmers	40% or Rs. 24000/-	Nos.	0	0.00	0	0.00	0	0.00
	Seed Storage Bins	50% or Rs. 1000/qlts	Nos.	9	0.09	6	0.06	15	0.15
	Sub Total Machinery4 (a)			220	5.22	146	3.48	366	8.693
4(b)	Efficient Water Application Tools :								
	(a) Sprinkler Sets	The cost for sprinkler irrigation system for 1ha would be Rs.21901/-per ha depending on diameter of pipe used as per guideline under PMKSY	Hac.	1	0.13	0	0.09	1	0.22
	(b) Pump sets	Rs. 10000/ Unitor 50% of cost whichever is less	Nos.	18	1.80	12	1.20	30	3.00
	(c) Pipe for carrying water from source to the field	50% of the cost limited to Rs.50/- per meter for HDPE pipes Rs. 35/per meter for PVC pipes and Rs. 20/per meter for HDPE laminated woven lay flat tubes with maximum ceiling of Rs. 15000/- per farmer or group of	Mtr.	222	0.11	148	0.07	370	0.18500
	(d) Mobile Rain Gun	Rs. 34513/ha. depending on diameter of pipe used as per guideline under PMKSY	Hac.	1	0.21	0	0.14	1	0.35
	Sub Total 4(b)				2.25		1.50		3.75
4(c)	Cropping System based training (Four Sessions i.e. One before Kharif, one each during Kharif & Rabi crops and one after	Rs. 3500/- per Session Rs 14000/- Training	Nos.	2	0.34	2	0.22	4	0.56
4(d)	Misc. Expenses	Project Management team & other Misc. Expenses at District Level.	Nos.		8.70		5.80	1	14.50
	(a) Project Management team & other Misc. Expenses at District Level.	Project Management team & other Misc. Expenses at District	Nos.		8.70		5.80	1	14.50
	(b) Project Management Team and other Miscellaneous Expenses at State level	Rs. 21.00 lakh per unit of State PMT	Nos.						
	Sub Total 4 d(a) to (b)				8.70		5.80		14.50
4(e)	Local Initiatives								
	(a) Activity to be specified (Threshing Floor 30'X30' size	50% of cost or Rs. 57500/each whichever is less	Nos.	5	2.76	3	1.84	8	4.60
	(b) Mini Dal Mill	Rs. 95000/ Unitor 50% of cost whichever is less	Nos.	1	0.57	0	0.38	1	0.95
	Sub Total (a) to (b)				3.33		2.22		5.55
	Total for Flexi Comp.4(a) to 4(e)				11.13		7.42		18.55
	Total NFSM-Pulses with out PMT				47.47		31.65		79.1241
	Total NFSM-Pulses with PMT				56.17448		37.44966		93.62414


 State Mission Director
 NFSM, Jharkhand


Annual Action Plan under NFSM - Nutri Cereals during the year 2023-24

(Rs. in lakh)


Sl. No.	Component	Approved assistance rate	Unit	E. Singhbhum					
				Approved Target					
				Central		State		Total	
				Phy.	Fin.	Phy.	Fin.	Phy.	Fin.
1	Cluster Demonstration								
	(i) Jowar	Rs. 6000/ha	ha.	6	0.360	4	0.240	10	0.6000
	(ii) Bajra	Rs. 6000/ha	ha.	0	0.000	0	0.000	0	0.0000
	(iii) Ragi	Rs. 6000/ha	ha.	3	0.180	2	0.120	5	0.3000
	Sub Total (Item 1)			9	0.540	6	0.360	15	0.9000
2	Seed Distribution								
	(a) Hybrids seed of nutritive variety (25% of the total Seed allocation)								
	(i) Jowar	Rs. 10000/qtl.	qtls.						
	(ii) Bajra	Rs. 10000/qtl.	qtls.						
	(iii) Ragi	Rs. 10000/qtl.	qtls.						
	Sub Total (Item 2 (a))								
	(b) HYVs seed								
	(i) Jowar (for varieties < 10 years)	Rs. 3000/qtls	qtls.	6.6	0.198	4.4	0.132	11.00	0.3300
	(ii) Jowar (for varieties > 10 years)	Rs. 1500/qtls	qtls.	3.6	0.054	2.4	0.036	6.00	0.0900
	(iii) Bajra (for varieties < 10 years)	Rs. 3000/qtls	qtls.	0	0.000	0	0.000	0.00	0.0000
	(iv) Bajra (for varieties > 10 years)	Rs. 1500/qtls	qtls.	0	0.000	0	0.000	0.00	0.0000
	(v) Ragi (for varieties < 10 years)	Rs. 3000/qtls	qtls.	1.2	0.036	0.8	0.024	2.00	0.0600
	(vi) Ragi (for varieties > 10 years)	Rs. 1500/qtls	qtls.	0.6	0.009	0.4	0.006	1.00	0.0150
	Sub Total (Item 2 (b))			12	0.297	8	0.198	20.00	0.4950
3	Certified Seed Production of HYVs								
	(i) Jowar	Rs. 3000/qtls	qtls.	9	0.270	6	0.180	15.00	0.4500
	(ii) Bajra	Rs. 3000/qtls	qtls.	0	0.000	0	0.000	0.00	0.0000
	(iii) Ragi	Rs. 3000/qtls	qtls.	0	0.000	0	0.000	0.00	0.0000
	Sub Total (Item 3)			9.00	0.270	6	0.180	15.00	0.4500
4	Integrated Nutrient Management (INM)								
	Lime/ Dolomite	Rs. 500/ha	ha.	12	0.060	8	0.040	20	0.1000
	Biofertilizer	Rs. 500/ha	ha.	12	0.060	8	0.040	20	0.1000
	Sub Total (Item 4)			24.0	0.120	16	0.080	40	0.2000
5	Integrated Nutrient Management (IPM)								
	(i) Distribution of PP Chemical	Rs. 500/ha	ha.	21	0.105	14	0.070	35	0.1750
	(ii) Weedicides	Rs. 500/ha	ha.	6	0.030	4	0.020	10	0.0500
	Sub Total (Item 5)			27	0.135	18	0.090	45	0.2250
	Total for INM & IPM [Item 4+5]			51.00	0.255	34	0.170	85	0.4250
6	Flexi Components								
6 (a)	Farm implements & equipments								
	(i) Manual Sprayer for SC/ST, Women Farmers, Small and Marginal Farmers	50% of the cost or Rs. 600/unit whichever is less	Nos.	0.6	0.004	0.4	0.002	1	0.0060
	(ii) Manual Sprayer for other Farmers	40% of the cost or Rs. 500/unit whichever is less	Nos.	0.6	0.003	0.4	0.002	1	0.0050
	Sub Total (Item 6)			1.2	0.007	0.8	0.004	2	0.0110

all 2

Annual Action Plan under NFSM - Nutri Cereals during the year 2023-24

(Rs. in lakh)

6 (b)	Water application tools								
	(i) Sprinkler	50% of the cost or Rs. 19542 to Rs. 21901 per ha depending on diameter of pipe used as per guidelines under PMKSY	ha.	0.600	0.131	0.4	0.088	1.000	0.21900
6 (c)	Cropping system based training	Rs. 14000 per training of 4 session	Nos.	0	0	0	0	0	0.0000
6 (d)	Local initiative								
	(i) Millet Mill for SC/ST, Small & Marginal, Women farmer	60% of cost or Rs. 1.50 lakh	Nos.	0	0.000	0	0.000	0	0.0000
	(ii) Millet Mill for Other farmer	50% of cost or Rs. 1.25 lakh	Nos.	0	0.000	0	0.000	0	0.0000
	Total Flexi Component (6a to 6d)				0.131		0.088		0.2300
	Grand Total				1.50000		1.00000		2.50000


State Mission Director
NFSM, Jharkhand